
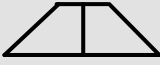


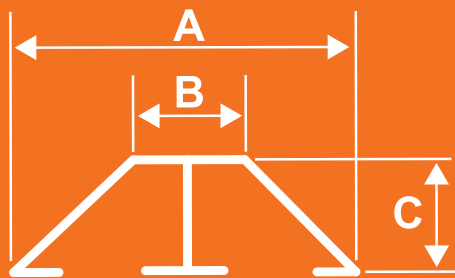
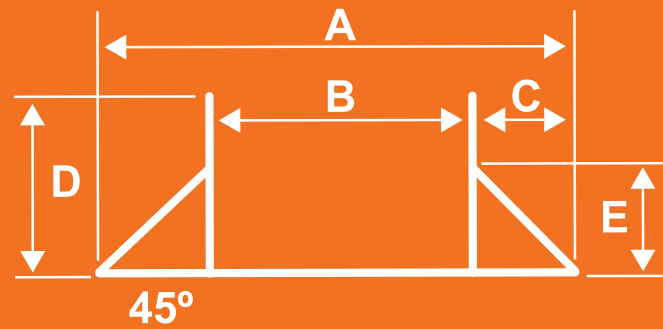


# tabla de especificaciones

No.	PERFIL	DIMENSIONES	FT/BX
CPc1		(A) 2-1/4" x (B) 3/4" x (C) 3/4" x 8'	400
CPc2		(A) 2-1/4" x (B) 3/4" x (C) 3/4" x 8'	400
CPc3		(A) 2" x (B) 1" x (C) 1/2" x 8'	400
CPc4		(A) 3" x (B) 1-1/2" x (C) 3/4" x (D) 1-1/4" x (E) 3/4" x 8'	200



CPc1 / CPc2 / CPc3



CPc4

info@construplastic.com  
 4ta Avenida 303  
 Col. Deportivo Obisado  
 Monterrey NL MEXICO 64040

[construplastic.com](http://construplastic.com)



creating building solutions